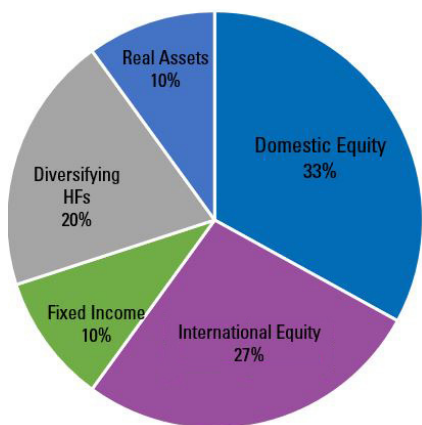


# BANK LONG-TERM GROWTH (BAC/WFC) POOL

GCCT offers diverse investment options to grow assets for maximum philanthropic impact

- ▶ Follows a broadly diversified investment strategy, with a predominately global equity and modest fixed income orientation, tactically layered by real assets and hedge funds
- ▶ Seeks capital appreciation with a long-term investment horizon

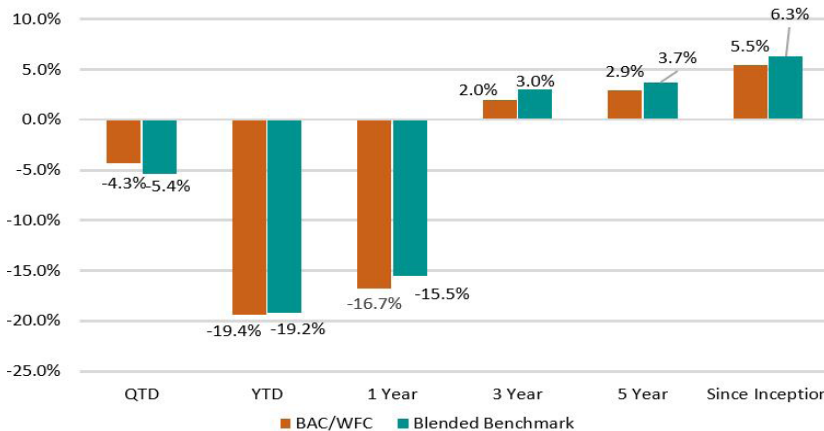
## Target Allocations



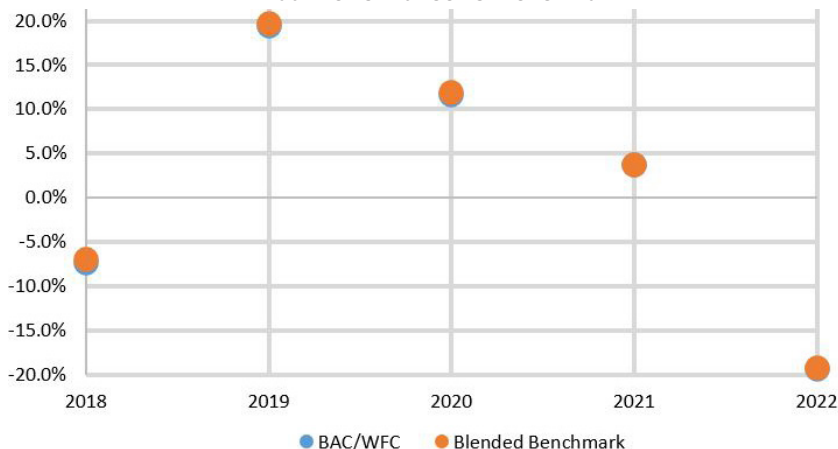
\*Returns are net of investment manager fees.  
Benchmarks available upon request.

Annual investment fees are 1.13%  
All figures are as of September 30, 2022

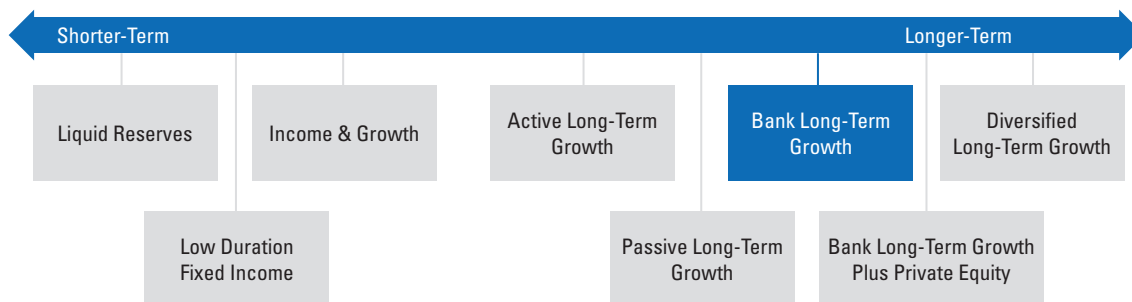
## Returns\* (as of September 30, 2022)



## Annual Performance vs. Benchmark\*



## Asset Strategies



Individual fund earnings may not reconcile to Foundation For The Carolinas' reported performance as a result of contributions, distributions and rebalancing in the fund. A successful investment program includes consideration of your grantmaking intentions and timeframe for investments. Past performance is not indicative of future results.

## Contact us today for more information:

Greg Beuris  
VP & Director of Investment  
Portfolio Oversight &  
Reporting

**Call**  
704.973.4522  
800.973.7244

**Email**  
gbeuris@fftc.org

**Learn more**  
[www.fftc.org](http://www.fftc.org)

# BANK LONG-TERM GROWTH (BAC/WFC)

## Growth Assets

<b>US Equity</b>	<b>40.0%</b>	<b>International Equity</b>	<b>15.0%</b>
<u>Bank of America</u>		<u>Bank of America</u>	
- Clearbridge LC Growth	- iShares Russell 2000 Value	- Schroders International Growth	
- MFS LC Value	- Vanguard S&P 500 ETF	- iShares Core EAFE ETF	
- Baird MidCap Growth	- Wells Fargo SC Value		
- Diamond Hill Large Cap	- Wells U.S. Special Mid-Cap		
- iShares Russell MidCap ETF	Value	<u>Wells Fargo</u>	
- iShares Russell 2000 Growth ETF		- Harding International Equity	
- T.Rowe Price Blue Chip Growth		- Artisan International SC Growth	
		- Johcm International	
<u>Wells Fargo</u>		- Oakmark International SC	
- TCW Concentrated Core			
- Delaware LC Value		<b>Liquid Real Assets</b>	<b>10.0%</b>
- Principal MidCap Core		<u>Bank of America</u>	
- Kayne SC Core		- Dow Jones Wilshire Intl Real Estate	
- iShares Trust ESG		- S&P Global Natural Resources	
		<u>Wells Fargo</u>	
<b>Emerging Market Equity</b>	<b>5.0%</b>	- WM Tortoise Midstream MLP	
<u>Bank of America</u>		- Tortoise MLP & Pipelines	
- Schroders (Hartford)			
- iShares Core EM			
<u>Wells Fargo</u>			
- T Rowe Price EM			
- Touchstone Sands EM			
- Templeton EM SC			
- Van ECK EM			

## Risk Reduction Assets

<b>Fixed Income</b>	<b>10.0%</b>	<b>Hedge Funds</b>	<b>20.0%</b>
<u>Bank of America</u>		<u>Bank of America and Wells Fargo</u>	
- iShares Core US Aggregate Bond		Strategies:	
- Pimco Real Return		- Multi-Strategy	
- Principal Preferred Equity		- Long/Short Equity	
		- Event Driven	
<u>Wells Fargo</u>		- Merger/Arbitrage	
- Wells Fargo Fixed Income		- Global Macro	
- Pimco MTGE Opportunities		- Absolute Return	
- Semper MBS - Total Return			
- Vanguard GNMA Fund			