

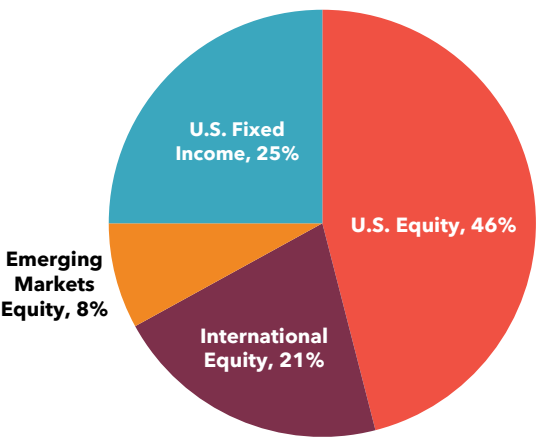
ACTIVE LONG-TERM GROWTH POOL

Foundation For The Carolinas offers diverse investment options for philanthropic impact



- ▶ Seeks long-term capital appreciation without exposure to hedge funds or private equity
- ▶ Focuses on investing with a moderate to long-term horizon
- ▶ Offers broad domestic, international and emerging market exposure via large cap and small cap securities with a modest allocation to fixed income

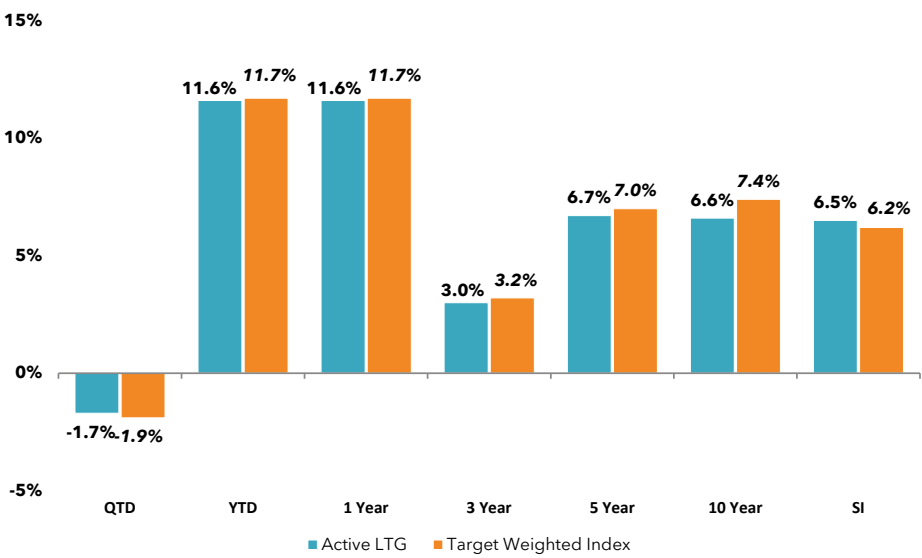
TARGET ALLOCATIONS



PERFORMANCE VS. BENCHMARK

	2024	2023	2022	2021	2020	2019	2018	2017	2016	2015
Active LTG	11.6%	15.5%	-15.3%	13.1%	12.0%	20.7%	-5.8%	16.3%	6.6%	-2.4%
Benchmark	11.7%	16.9%	-15.8%	12.6%	13.3%	21.8%	-5.0%	17.5%	8.8%	-1.4%

RETURNS* (AS OF DECEMBER 31, 2024)



Contact us today for more information:

Natalie Wolf, CIMA®
Vice President &
Director, Investments

Phone
704.973.4539

Email
nwolf@fftc.org

Learn more
www.fftc.org

*Net of investment fees. The weighted average benchmark is 46% Russell 3000, 21% MSCI EAFE, 8% MSCI EM, 25% Bloomberg US Aggregate.
Inception Date: 07/31/1999

ACTIVE LONG-TERM GROWTH POOL

Asset Allocation, Managers and Expenses



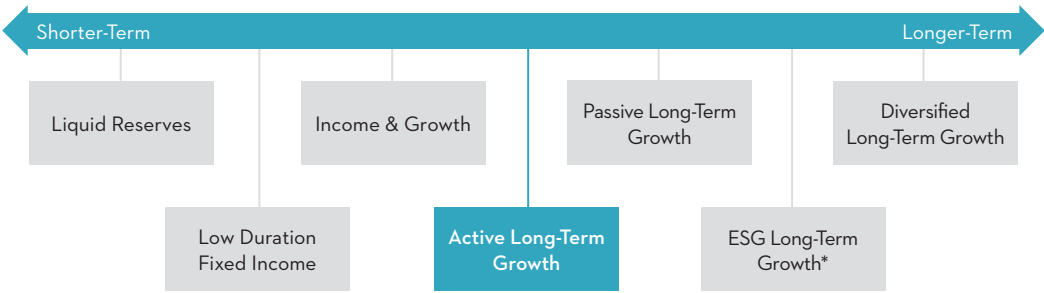
GROWTH ASSETS

US Equity	46%	International Equity	21%
<ul style="list-style-type: none">- Victory Small/Mid Cap Value- William Blair Small/Mid Cap Growth- GW&K Small/Mid Core- SSgA S&P 500 Index		<ul style="list-style-type: none">- American Century Non-US Growth- Arrowstreet EAFE- LSV EAFE Value- Fidelity MSCI EAFE	
Emerging Markets Equity	8%		
<ul style="list-style-type: none">- SSga MSCI Emerging Markets Index- Ninety One Emerging Markets- Allspring Emerging Markets			

RISK REDUCTION ASSETS

Fixed Income	25%
<ul style="list-style-type: none">- Manulife Core Plus- Prudential Core Plus	

ASSET STRATEGIES



Individual fund earnings may not reconcile to Foundation For The Carolinas' reported performance as a result of contributions, distributions and rebalancing in the fund. A successful investment program includes consideration of your grantmaking intentions and timeframe for investments. Past performance is not indicative of future results.

*The ESG Long-Term Growth pool is currently available to FFTC fundholders only, with expansion to supporting organizations – such as GCCT and FCJC – in the future.

Expense Ratio** 0.63%

**Includes weighted Investment Manager fees, FFTC investment fee, and other investment-related expenses. Please note administrative fees are charged separately.

Administrative fee schedules are available on our website at www.fftc.org/advisor_resources#administrative-fee-schedules.