

# DIVERSIFIED LONG-TERM GROWTH POOL

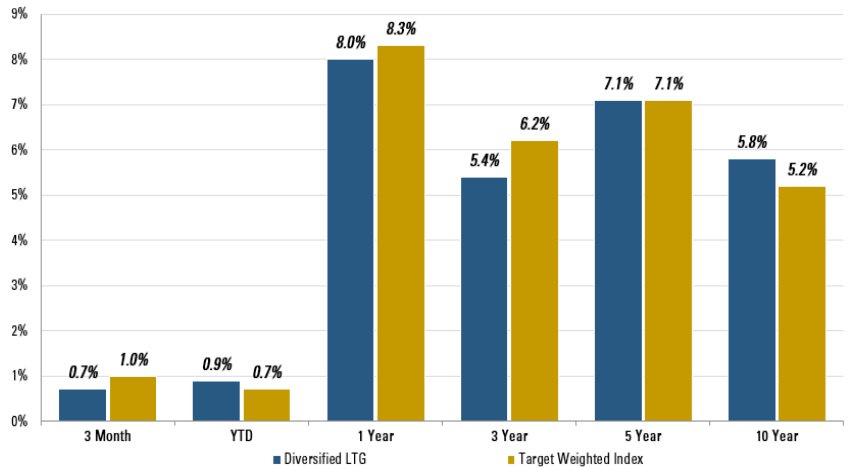
Foundation For The Carolinas offers diverse investment options to grow assets for maximum philanthropic impact



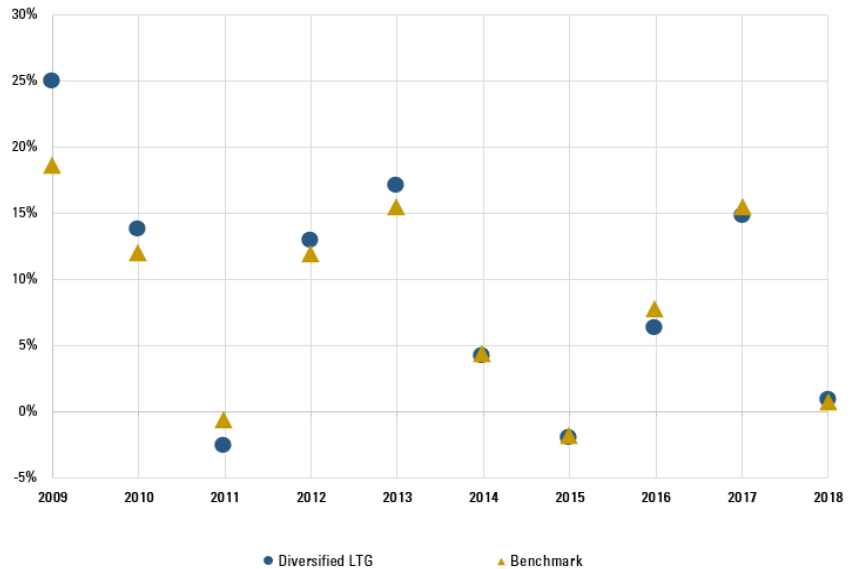
- ▶ Seeks capital appreciation with a long-term investment horizon through a broadly diversified growth-oriented portfolio
- ▶ Due to the illiquid nature of certain asset classes, the following liquidity terms apply if requesting more than 80% of the fund balance:

Fund Balance	Liquidation Terms
<\$1 million	Funds will be available for distribution 90 days after request
\$1 - \$5 million	First 80% available immediately. Balance available for distribution 1 year after request
>\$5 million	Contact relationship manager

Returns\* (as of June 30, 2018)

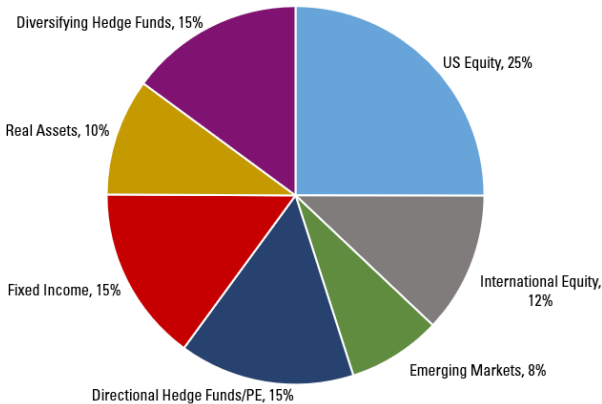


Annual Performance vs. Benchmark\*

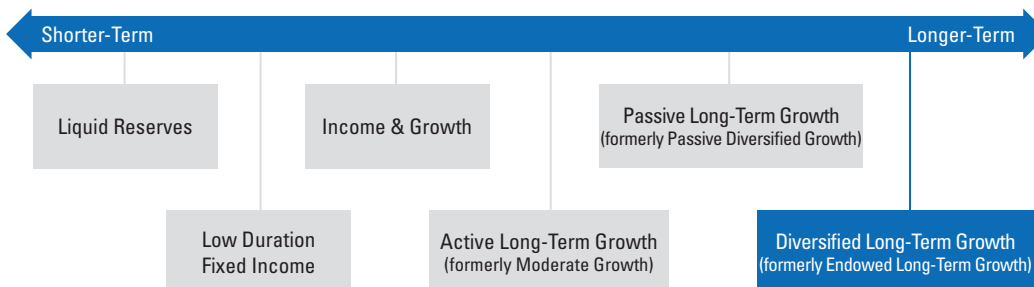


\*Net of investment manager fees. Benchmarks available upon request.

Target Allocations



## Asset Strategies



## Contact us today for more information:

Greg Beuris  
Vice President & Director,  
Investment Reporting

Call  
704.973.4522  
800.973.7244

Email  
gbeuris@fftc.org

Learn more  
www.fftc.org

Individual fund earnings may not reconcile to Foundation For The Carolinas' reported performance as a result of contributions, distributions and rebalancing in the fund. A successful investment program includes consideration of your grantmaking intentions and timeframe for investments. Past performance is not indicative of future results.

# DIVERSIFIED LONG-TERM GROWTH POOL



## Asset Allocation, Managers and Expenses

Portfolio Categories	Manager/Fund	Asset Class	Role in Portfolio
<b>Global Equity - 60.0%</b>			
- S&P 500 Index	Vanguard Institutional Index	U.S. Large Cap Equity	Diversified Growth
- Large Cap Value	Dodge & Cox		
- Large Cap Growth	Harbor Funds	U.S. Small Cap Equity	
- Small Cap Value	DFA US Small Cap Value		
- Small Cap Growth	Pzena Small Cap Value	Non-U.S. Developed	
- International Equity	TimesSquare Capital		
- Emerging Markets	EuroPacific Growth Fund	Emerging Markets	
- Hedge Funds	Harbor International Fund		
- Private Equity	DFA Emerging Markets Value	Directional Hedge Funds	
	Harding Loevner Growth		
	Pennant - Broadway Gate	Private Equity	
	Mercer Hedge Fund		
	Highfields Capital, Ltd.		
	Northgate Capital		
	CVE Kauffman		
<b>Global Fixed Income - 15.0%</b>			
- Intermediate Bonds	DoubleLine Total Return	U.S. Aggregate Bonds	Reduce Volatility
	BlackRock Total Return		
	Sterling Capital Short Duration		
- Private Debt	Siguler Guff		
<b>Real Assets - 10.0%</b>			
- MLP	Harvest MLP Income	Real Assets	Inflation Sensitive
- Private Energy	Kayne Anderson Capital Advisors		
	Energy & Minerals Group		
- Private Real Estate	Iron Point RE and others		
<b>Diversifying Strategies - 15.0%</b>			
- Absolute Hedge Funds	FEG Absolute Access	Absolute Hedge Funds	Reduce Market Risk
	Eton Park Capital Management		
	GSO Special Situations		
- Other Multi-Strategy	Global Endowment Management		

### Expense Ratio\* 1.04%

\*Includes weighted Investment Manager and other investment-related expenses.