

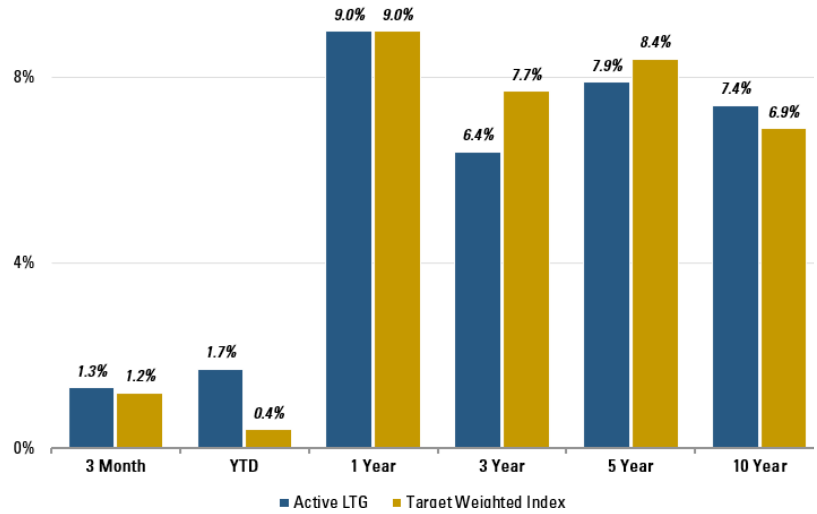
ACTIVE LONG-TERM GROWTH POOL

Foundation For The Carolinas offers diverse investment options to grow assets for maximum philanthropic impact

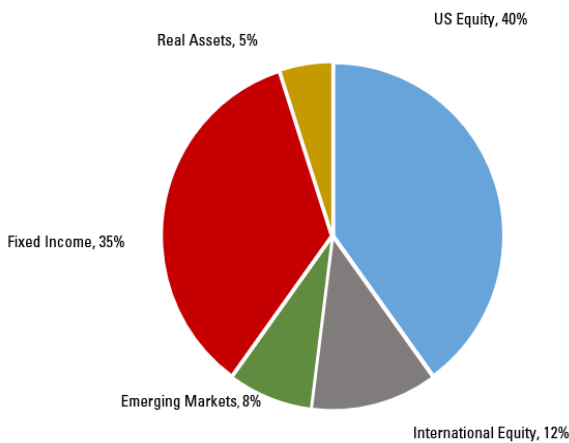


- ▶ Seeks long-term capital appreciation without exposure to hedge funds or private equity
- ▶ Focuses on investing with a moderate to long-term horizon
- ▶ Offers broad domestic, international and emerging market exposure via large cap and small cap securities with a modest allocation to global fixed income

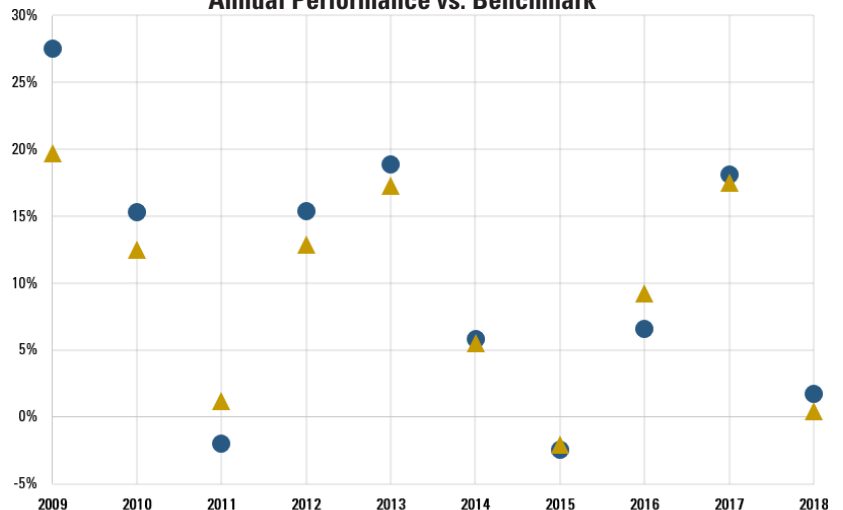
Returns* (as of June 30, 2018)



Target Allocations

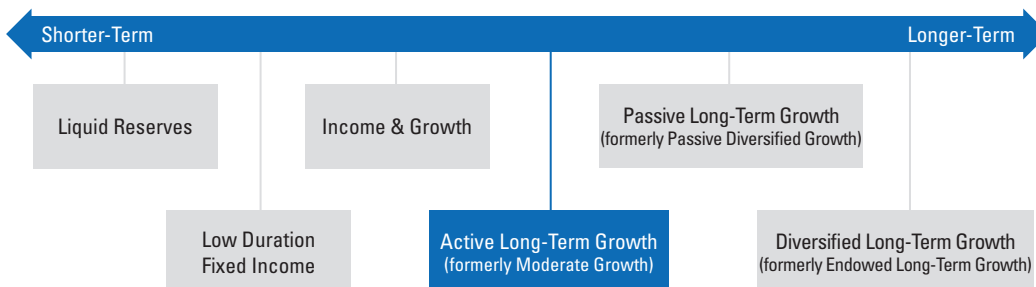


Annual Performance vs. Benchmark*



*Net of investment manager fees. Benchmarks available upon request.

Asset Strategies



Contact us today for more information:

Greg Beuris
Vice President & Director,
Investment Reporting

Call
704.973.4522
800.973.7244

Email
gbeuris@fftc.org

Learn more
www.fftc.org

Individual fund earnings may not reconcile to Foundation For The Carolinas' reported performance as a result of contributions, distributions and rebalancing in the fund. A successful investment program includes consideration of your grantmaking intentions and timeframe for investments. Past performance is not indicative of future results.

ACTIVE LONG-TERM GROWTH POOL

Asset Allocation, Managers and Expenses



Portfolio Categories	Manager/Fund	Asset Class	Role in Portfolio
Global Equity - 60.0%			
- S&P 500 Index	Vanguard Institutional Index	U.S. Large Cap Equity	Diversified Growth
- Large Cap Value	Dodge & Cox		
- Large Cap Growth	Harbor Funds		
- Small Cap Value	DFA US Small Cap Value		
- Small Cap Growth	Pzena Small Cap Value	U.S. Small Cap Equity	
- Small Cap Growth	TimesSquare Capital	Non-U.S. Developed	
- International Equity	EuroPacific Growth Fund		
- Emerging Markets	Harbor International Fund	Emerging Markets	
	Dimensional Fund Advisors		
	Harding Loevner Growth		
Global Fixed Income - 35.0%			
- Intermediate Bonds	DoubleLine Total Return	U.S. Aggregate Bonds	Reduce Volatility
	BlackRock Total Return		
	Sterling Capital Short Duration		
Real Assets - 5%			
- Commodities	DB PowerShares Commodities	Real Assets	Inflation Sensitive
Expense Ratio* 0.67%			

*Includes weighted Investment Manager and other investment-related expenses.