

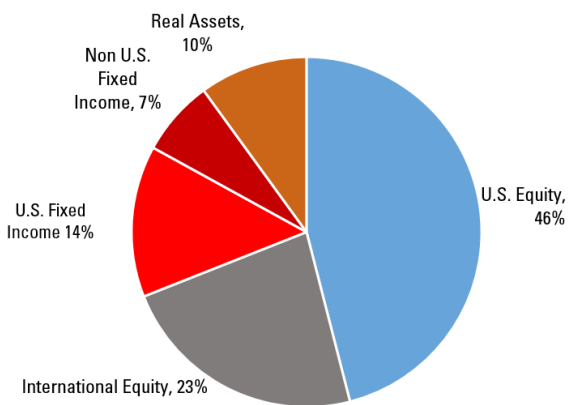
# PASSIVE DIVERSIFIED GROWTH POOL

Foundation For The Carolinas offers diverse investment options to grow assets for maximum philanthropic impact

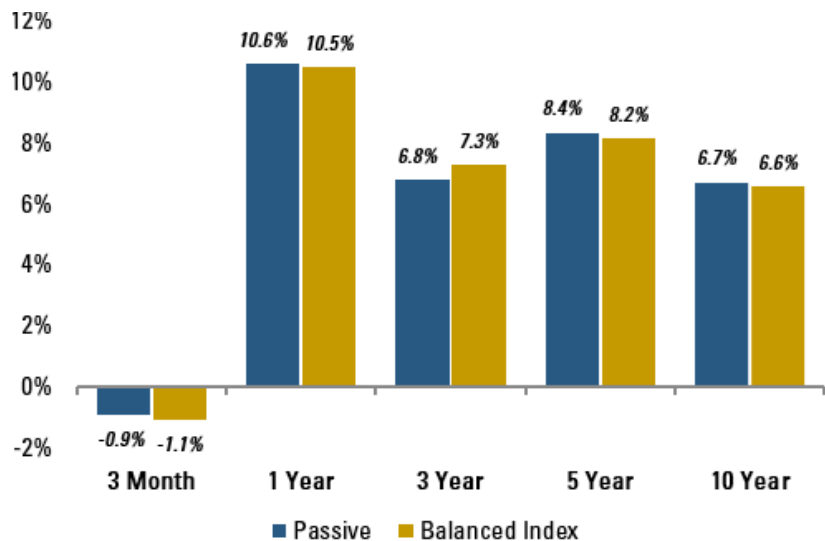


- ▶ Offers broad domestic, international and emerging market exposure via large cap and small cap securities combined with a modest allocations to global fixed income and real assets
- ▶ This passive portfolio is built using low-cost exchange traded funds

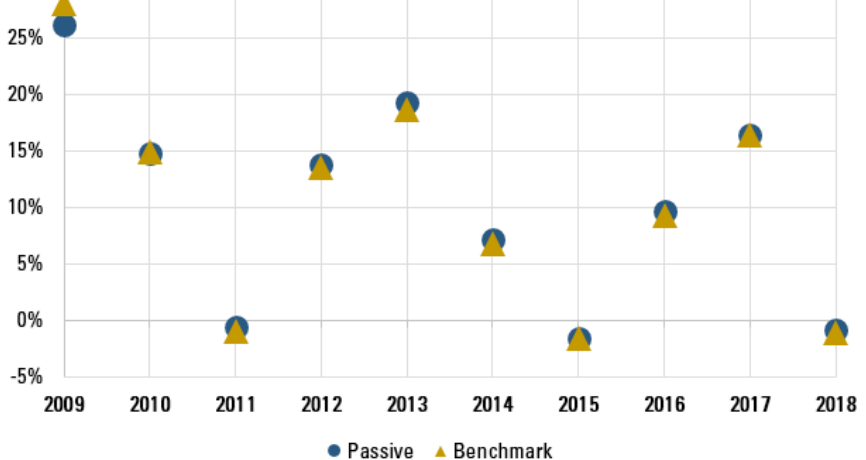
## Target Allocations



## Actual and Pro Forma Returns\* (as of March 31, 2018)

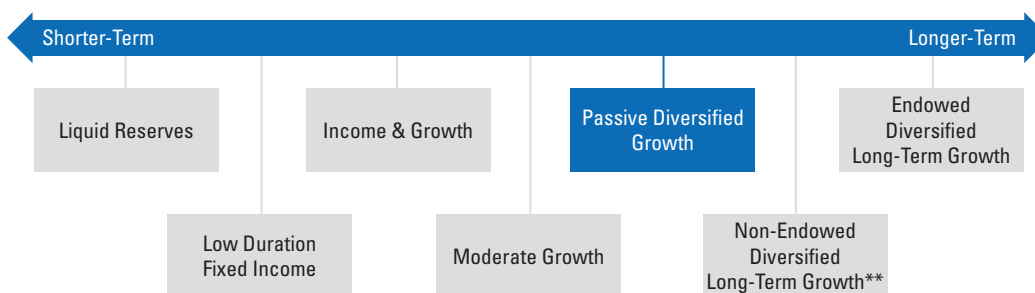


## Annual Performance vs. Benchmark\*



\*Actual returns net of fees for 3 month, and 1 year periods. Proforma returns for remaining periods. Benchmarks available upon request.

## Asset Strategies



## Contact us today for more information:

Greg Beuris  
Vice President & Director,  
Investment Reporting

Call  
704.973.4522  
800.973.7244

Email  
gbeuris@fftc.org

Learn more  
www.fftc.org

Individual fund earnings may not reconcile to Foundation For The Carolinas' reported performance as a result of contributions, distributions and rebalancing in the fund. A successful investment program includes consideration of your grantmaking intentions and timeframe for investments. Past performance is not indicative of future results.

\*\* This pool will not be available beginning June 1, 2018.

# PASSIVE DIVERSIFIED GROWTH POOL

## Asset Allocation, Managers and Expenses



Portfolio Categories	Manager/Fund	Asset Class	Role in Portfolio
<b>Vanguard ETFs</b>			
<b>Global Equity - 69%</b>			
- Total Stock Market Index	Broad Domestic Market	Equity	Diversified Growth
- Total International Stock Index	Broad International Market		
<b>Fixed Income - 21%</b>			
- Total Bond Market Index	Broad Domestic Bond Market	Fixed Income	Reduce Volatility
- Total International Bond Index	Broad International Bond Market		
<b>Real Assets - 10%</b>			
Real Estate Investment Trust Index	Domestic REITS	Real Assets	Inflation Sensitive
Energy Index	Domestic Investable Energy		
<b>Expense Ratio* 0.19%</b>			

\*Includes weighted Investment Manager and other investment-related expenses.