

# INCOME & GROWTH POOL

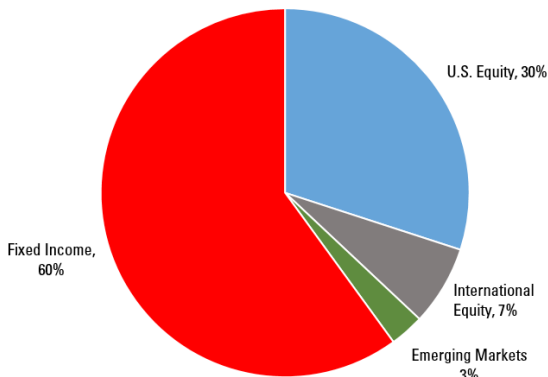
Foundation For The Carolinas offers diverse investment options to grow assets for maximum philanthropic impact



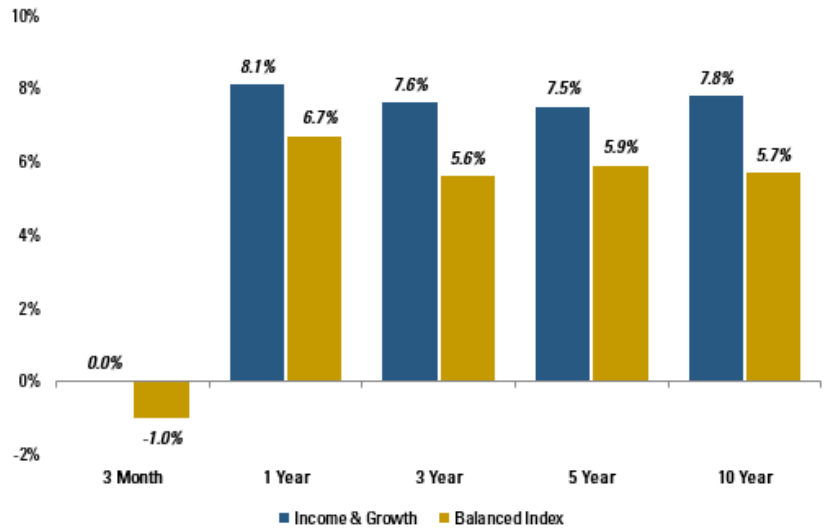
- ▶ Less focused on capital appreciation and more on dividend and interest income generation
- ▶ Follows a balanced income approach, utilizing fixed income securities and dividend-paying equity stocks, which can include non-U.S. stocks.

**Please note:** Prior to July 1, 2016, the returns are based on the pool's investment in Vanguard's Wellesley Income mutual fund.

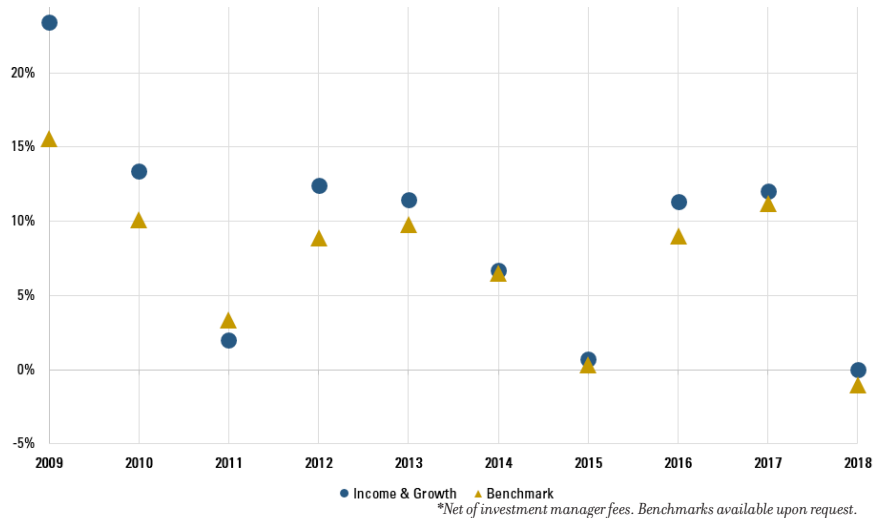
## Target Allocations



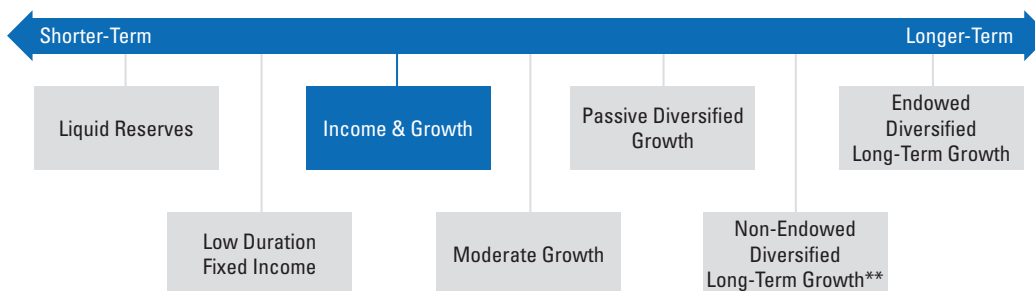
## Returns\* (as of March 31, 2018)



## Annual Performance vs. Benchmark\*



## Asset Strategies



**Contact us today for more information:**

Greg Beuris  
Vice President & Director,  
Investment Reporting

**Call**  
704.973.4522  
800.973.7244

**Email**  
gbeuris@fftc.org

**Learn more**  
www.fftc.org

Individual fund earnings may not reconcile to Foundation For The Carolinas' reported performance as a result of contributions, distributions and rebalancing in the fund. A successful investment program includes consideration of your grantmaking intentions and timeframe for investments. Past performance is not indicative of future results.

\*\* This pool will not be available beginning June 1, 2018.

# INCOME & GROWTH POOL

## Asset Allocation, Managers and Expenses



Portfolio Categories	Manager/Fund	Asset Class	Role in Portfolio
<b>Global Equity - 40%</b>			
- S&P 500 Index	Vanguard Institutional Index	U.S. Large Cap Equity	Diversified Growth
- Large Cap Value	Dodge & Cox		
- Large Cap Growth	Harbor Funds		
- Small Cap Value	DFA US Small Cap Value		
- Small Cap Growth	Pzena Small Cap Value	U.S. Small Cap Equity	
- Small Cap Growth	TimesSquare Capital	Non-U.S. Developed	
- International Equity	EuroPacific Growth Fund		
- International Equity	Harbor International Fund		
- Emerging Markets	Dimensional Fund Advisors	Emerging Markets	
- Emerging Markets	Harding Loevner Growth		
<b>Global Fixed Income - 60%</b>			
- Intermediate Bonds	DoubleLine Total Return	U.S. Aggregate Bonds	Reduce Volatility
	BlackRock Total Return		
	Sterling Capital Short Duration		
<b>Expense Ratio* 0.58%</b>			

\*Includes weighted Investment Manager and other investment-related expenses.